

LaunchBoard Menu

Export Data to CSV

Interested in how the data is calculated?  
See the Data Element Dictionary (/Launchboard/Student-Success-Metrics-DED)

SUCCESSFUL ENROLLMENT STUDENT TYPE LEARNING PROGRESS MOMENTUM SUCCESS

STUDENT JOURNEY TYPE

All Students

All Search Statewide College District Microregion Macroregion

Contra Costa College

YEAR

2017-2018

DRILL DOWN

Ethnicity

### All Students at Contra Costa College, 2017-2018

#### SUCCESSFUL ENROLLMENT

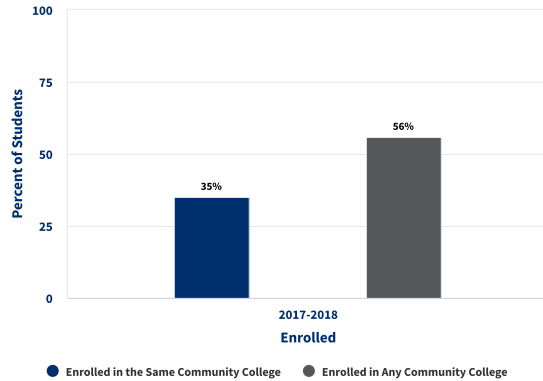
The California Community College common application system, CCCApply, is the source of data for this metric. The adoption of CCCApply has been incremental, so information is not available for 32 colleges in 2014-15, 7 colleges in 2015-16, and 3 colleges in 2016-17. The successful enrollment section includes all students who completed an application, based on the goal they indicated in their application, while subsequent metrics show figures based on students' informed goals after meeting with a counselor.

DISAGGREGATION

American Indian/Alaska Native

#### Enrolled in a Community College

Among all applicants in the previous or selected year, the proportion who enrolled in a community college in the selected year



(Hover for Detailed Information)

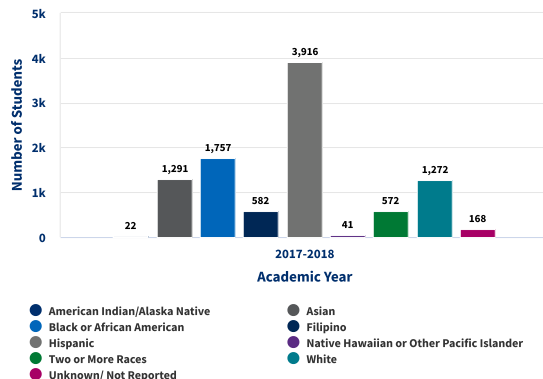
Source: CCC Apply, Chancellor's Office Management Information System

Technical Definition (/LaunchBoard/Student-Success-Metrics-DED?metric=302SW)

#### STUDENT TYPE

#### All Students

All students enrolled in the given year, excluding students who were concurrently enrolled in K12 that same year



(Hover for Detailed Information)

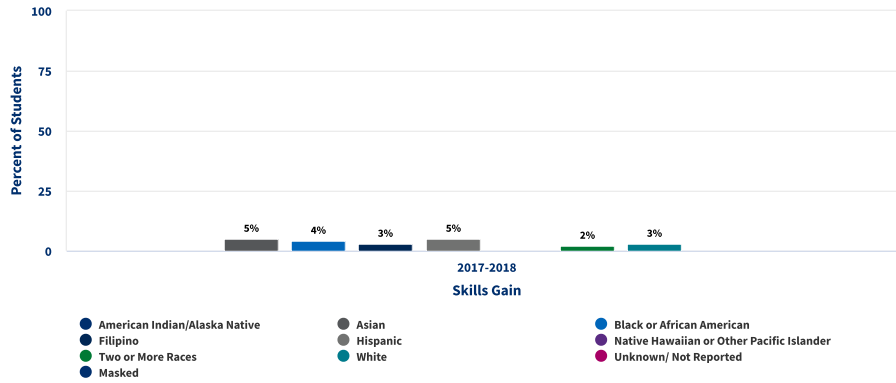
Source: Chancellor's Office Management Information System

Technical Definition (/LaunchBoard/Student-Success-Metrics-DED?metric=122)

## LEARNING PROGRESS

### Skills Gains

Among all students, the percentage who had one or more skills gains, measured by advancing one or more CB21 levels or by improving one or more educational functioning levels in the selected year



(Hover for Detailed Information)

Source: Chancellor's Office Management Information System

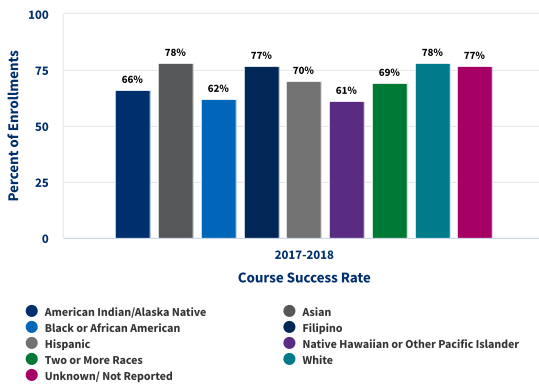
Technical Definition (/LaunchBoard/Student-Success-Metrics-DED?metric=400SW)

### Course Success Rate

Among enrollments by all students, the course success rate in the selected year

DISAGGREGATION

American Indian/Alaska Native



(Hover for Detailed Information)

Source: Chancellor's Office Management Information System

Technical Definition (/LaunchBoard/Student-Success-Metrics-DED?metric=408SW)

### Completed Transfer-Level Math and English

Among all students, the proportion who completed transfer-level math and English in their first academic year of credit enrollment within the district

**There are insufficient data to calculate this metric.**

Source: Chancellor's Office Management Information System

Technical Definition (/LaunchBoard/Student-Success-Metrics-DED?metric=504SW)

## MOMENTUM

### Completed a Level of Education

Among all students who were enrolled in noncredit adult basic education or English as a Second Language in the selected year, the proportion who completed one or more levels of adult education by transitioning from ABE or ESL to adult secondary education in the selected year or in the subsequent year

**There are insufficient data to calculate this metric.**

Source: Chancellor's Office Management Information System

Technical Definition (/LaunchBoard/Student-Success-Metrics-DED?metric=500SW)

### Completed Noncredit Workforce Milestone

Among all students with a noncredit enrollment in the selected year, the proportion who completed a noncredit career education or workforce preparation course or had 48 or more contact hours in a noncredit career education or workforce preparation course in the selected year


**There are insufficient data to calculate this metric.**

Source: Chancellor's Office Management Information System

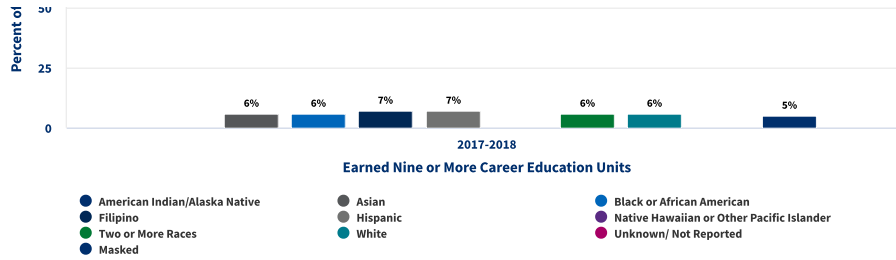
Technical Definition (/LaunchBoard/Student-Success-Metrics-DED?metric=403SW)

### Earned 9+ Career Education Units

Among all students, the proportion who successfully completed nine or more career education units for semester schools, or 13.5 or more career education units for quarter schools, in the selected year within the district



Cal-PASS Plus - Student-Success-Metrics



(Hover for Detailed Information)

Source: Chancellor's Office Management Information System

Technical Definition (/LaunchBoard/Student-Success-Metrics-DED?metric=402SW)

DISAGGREGATION

American Indian/Alaska Native

**Successfully Completed Unit Thresholds in the Fall**

Among all students, the proportion who successfully completed degree-applicable semester unit thresholds in the fall term of the selected year

**Metric suppressed at the college or district level because fewer than ten students were found or at the multi-college district level because only one college in the district had fewer than ten students in either this category or the next smaller category**

Source: Chancellor's Office Management Information System

Technical Definition (/LaunchBoard/Student-Success-Metrics-DED?metric=404SW)

DISAGGREGATION

American Indian/Alaska Native

**Successfully Completed Unit Thresholds in the Academic Year**

Among all students, the proportion who successfully completed degree-applicable semester unit thresholds in the selected year

**Metric suppressed at the college or district level because fewer than ten students were found or at the multi-college district level because only one college in the district had fewer than ten students in either this category or the next smaller category**

Source: Chancellor's Office Management Information System

Technical Definition (/LaunchBoard/Student-Success-Metrics-DED?metric=405SW)

DISAGGREGATION

American Indian/Alaska Native

**Retained from Fall to Spring**

Among all students, the proportion retained from fall to spring at college in the selected year, excluding students who completed an award or transferred to a postsecondary institution

**There are insufficient data to calculate this metric.**

Source: Chancellor's Office Management Information System National Student Clearinghouse CSU/UC Match

Technical Definition (/LaunchBoard/Student-Success-Metrics-DED?metric=424SW)

**SUCCESS**

DISAGGREGATION

American Indian/Alaska Native

**Transitioned to Postsecondary or Earned an Award**

Among all students, the number of students who earned various types of awards within a year of last enrolling and the number of adult basic education, adult secondary education, and English as a Second Language students who enrolled in either a noncredit career education course or any college level credit course in the selected or subsequent year

**Metric suppressed at the college or district level because fewer than ten students were found or at the multi-college district level because only one college in the district had fewer than ten students in either this category or the next smaller category**

Source: Chancellor's Office Management Information System

Technical Definition (/LaunchBoard/Student-Success-Metrics-DED?metric=600SW)

DISAGGREGATION

American Indian/Alaska Native

**Average Number of Units Accumulated by Associate Degree Earners**

Among all students who earned an associate degree in the selected year, and who were in enrolled in the previous or selected year, the average number of units earned in the California community college system among students who had completed at least 60 units at any community college

**There are insufficient data to calculate this metric.**

Source: Chancellor's Office Management Information System

Technical Definition (/LaunchBoard/Student-Success-Metrics-DED?metric=621SW)

